

NEW JERSEY MINISTRY NETWORK

ROYAL RANGERS



WINTER DAY

February 7 & 8, 2025

CROSSROADS A/GOD CHURCH

233 Church Road

MEDFORD, NJ 08055

“NEW JERSEY MINISTRY NETWORK WINTER DAY”



December 29, 2024

To: All Staff Members, Pastors, Senior Commanders, & Commanders:

Dear Commander,

This Letter is an Invitation to all Outposts, Commanders, and Boys to Attend the New Jersey Ministry Network Royal Rangers Winter Day on February 7 & 8, 2025. Please, Notify all Those in Your Outpost and Section of this Event, it is Open to Discovery Age Boys and Older. Crossroads Assembly of GOD in Medford, New Jersey is once again Hosting the Event.

If You are Staying Overnight on Friday, the Outpost(s) will be Responsible for their Camping Gear, Food, and Other Accessories. Remember there are **NO** Shelters and it is Worth Twenty-Five (25) Bonus Points. **Please have all Boy(s) and Commander(s) “Medical Form(s)” Available to Save Valuable Time if an Incident Occurs. Your Pastor’s Signature is Also Need for Attending, it is at the Bottom of the “Registration Form” and it has Specific Instructions about Commanders, Leaders, Visitors, and Guests.**

The Registration is \$13.00 Per Attendee, even if you Plan to Attend on Saturday Only.

We want Your Boys to have Fun, Not Stand Around Getting Bored or Being Stuck at an Activity, so have Your Boys Brush Up on Their **“Fire Craft and First Aid Skills”** since They are Two (2) of the Activities Being Offered along with Other Non-Competitive Activities for the Boys if They are Done with All Activities.

In HIS Service,

Your Winter Day Coordinators

“NEW JERSEY MINISTRY NETWORK WINTER DAY”

Winter Day Schedule:

Times May be Adjusted According to Weather Conditions, Attendance, and/or the Number of Activities

February 7, 2025

6:00 PM	Set-up Camp
8:00 PM	Registration
11:00 PM	Lights Out

February 8, 2025

7:00 AM	Reveille
	Breakfast
	Registration
8:00 AM	Commanders Meeting
	Commander's Meeting - One Commander per Outpost	
8:15 AM	Activities Set-Up
	Breakfast Over
9:00 AM	Flag Raising
	Assembly
9:30 AM	Activities Begin
12:00 PM	Activities Closed
	Lunch
1:00 PM	Activities Open
3:00 PM	Activities End
	Activity Clean-Up
3:30 PM	Devotion
	Awards Service
4:00 PM	Closing Pray
	Dismissal

Responsibilities:

- 1.) Winter Day Coordinator - Commander Hector Rivera
- 2.) Questions/Information - Commander Hector Rivera - 1-646-358-5718 - Hectormrivera@yahoo.com
- 3.) Registration - Southern Section
- 4.) Flag Raising/Opening - West Central Section
- 5.) Flag Lowering /Closing - East Central Section/Staff
- 6.) Devotion - Sections will Rotate from Year to Year
- Northern Section has the Devotion for 2025

Food:

- Lunch - Outposts are Responsible for Providing Their Own Drinks, Snacks, and/or Lunch

“NEW JERSEY MINISTRY NETWORK WINTER DAY”

Commanders Notes:

- 1.) Each Activity comes with Guidelines but the Running and/or Judging of an Activity Depends on the Section and/or Commander(s) Running that Activity
- 2.) The Main Rule being that - “All are Treated the Same”
- 3.) Commander(s) Check the Schedule for Allotted Set-Up and Clean-Up Times
- 4.) Activities need to be “Ready” for when the First Patrol/Outpost Arrives
- 5.) Please - Stay the Full-Allotted Time(s) for Your Activity - So All can have a Chance to Compete
- 6.) Be “Ready” with a “Tiebreaker” if a Tie Occurs
- 7.) Please Double Check and Fill-Out the Proper Paperwork for Winning Patrol(s) and/or Boy(s)
- 8.) When Filling Out the Score Sheet(s) Please Include the Boy’s Name(s) and the Patrol “Name” if they have one
- 9.) Area(s) need to be “Cleaner” than when We/You Arrived

Activities Information:

- 1.) Sections will Receive One (1) or Two (2) Activities Depending on the Number held and Availability
- 2.) Sectional Commanders will Receive Assignments before Winter Day
- 3.) Two (2) or Three (3) Commanders Needed Per Activity - Supplied by the Section
- 4.) Try to Set-Up Two (2) Stations Per Activity if Possible

Activity Rules:

- 1.) Patrol Information:
 - A.) A “Patrol” will be Considered at the Age Group with the Most or Oldest Boys
 - 1.) Examples: Three (3) Adventure & One (1) Expedition Ranger is an “Adventure Patrol”
Two (2) Adventure & Two (2) Expedition Rangers is an “Expedition Patrol”
- 2.) Winner(s) are Determined by either Time(s) or Score(s)
 - A.) This is Up to the Section/Commander(s) Running the Activity
 - B.) **Commander(s) have a Tiebreaker Ready in Case of Tie(s)**
- 3.) Scores Determined by the Patrols’ Knowledge and Skill(s)
- 4.) Patrols Cannot Compete if They Arrive too Early - So Move to Another Activity so Your Boys are Not Standing Around
- 5.) Medals Awarded for First (1st), Second (2nd), & Third (3rd) Place(s) for All Age Groups
- 6.) First (1st), Second (2nd), & Third (3rd) Place Medals for Overall Event Winners

Activities:

- 1.) “First Aid - Broken Arm/Stretcher Carry” - East Central Section
- 2.) “Fire Craft - String Burn” - West Central Section
- 3.) “Bible Memory Verses” - All Commanders
- 4.) “Tower of Confusion” - Southern Section
- 5.) “Radioactive Isotope” - Northern Section

Materials/Equipment Needed:

- 1.) Your Outpost Flag or Flag Stating who you are
- 2.) Materials (Wood) for the “String Burn Activity”
- 3.) Box of Matches
- 4.) Optional: Cotton Balls and Metal Match
- 5.) Bible Memory Verses and Score Sheets

“NEW JERSEY MINISTRY NETWORK WINTER DAY”

Directions:

Crossroads Assembly of GOD
233 Church Road
Medford, NJ 08055

From the Shore:

Take I-195 **West (W)** to New Jersey Turnpike **South (S)**
Take **Exit #7** from the New Jersey Turnpike to Route 206 **South (S)**
Proceed on 206 **South (S)** for **Twelve (12) Miles** and **Merge Right (R)** onto Main Street
Proceed **1.1 Miles** and **Turn Right (R)** onto Mills Street
Mills Street **Turns** into Church Road after **.3 miles**
Continue on Church Road for **3.7 miles**
Crossroads Assembly is on the **Right (R)**

From North New Jersey:

Take **Exit #7** from the New Jersey Turnpike to Route 206 **South (S)**
Proceed on 206 **South (S)** for **Twelve (12) Miles** and **Merge Right (R)** onto Main Street
Proceed **1.1 Miles** and **Turn Right (R)** onto Mills Street
Mills Street **Turns** into Church Road after **.3 miles**
Continue on Church Road for **3.7 miles**
Crossroads Assembly is on the **Right (R)**

From South New Jersey:

Take 295 North (N) to **Exit 40-A** onto New Jersey Route 38 **East (E)** toward Mount Holly
Proceed about **1.1 miles East (E)** pass Funplex (**On right**)
Turn Right (R) onto Hartford Road
Continue on Hartford Road **Four (4) Miles** and **Turn Left (L)** onto Church Road
Proceed on Church Road **1.8 miles**
Crossroads Assembly is on the **Left (L)**

From Vineland Area:

Take Wheat Road to Route 54 **North (N)**
Take Route 54 to Route 206 **North (N)** in Hammonton
Take Route 206 **North (N)** to Red Lion Circle
Take Route 70 **West (W)** and go to the **Fifth (5th) Traffic Light - Route 541 North (N)**
Turn Right (R) and proceed to the **Second (2nd) Traffic Light - Wawa is on the Left (L)** on the corner
Turn Right (R) onto Church Road
Crossroad Assembly is on the **Left (L)**

From Nutley/Newark Area:

Take the Garden State Parkway to the New Jersey Turnpike
Follow the Directions for “**From North New Jersey**”

From Blairstown Area:

Take I - 80 East (E) to **Exit 27 - A & B**
Take Route 206 **South (S)**
Follow the directions for “**From North New Jersey**”

“NEW JERSEY MINISTRY NETWORK WINTER DAY”
“BIBLE MEMORY VERSES”



Object: - Memorize all Five (5) Bible Verses

Activity: - All Age Groups (Discovery, Adventure, & Expedition) will have Five (5) Bible Verses to Memorize
- Each Activity Station will ask the Patrol to Recite a “Bible Memory Verse”
- If the Patrol gets the Verse Correct, the Commander will Initial the Patrol’s “Bible Memory Verses Score Sheet”
- Getting All Five-(5) Verses will Add Extra Points to the Age Groups Overall Score

Points: - Each Verse is Worth Five (5) Points
- Must get All Five-(5) Verses for a Total of Twenty-Five (25) Points Per Age Group/Patron
- Maximum Points Per Outpost is Seventy-Five (75)

Verses:

Psalms 100:2 NKJV

“Serve the LORD with gladness; Come before HIS Presence with singing”

Psalms 95:2 NKJV

“Let us come before HIS Presence with thanksgiving; Let us shout joyfully to HIM with psalms”

Ephesians 6:10 NKJV

“Finally, my brethren, be strong in the LORD and in the Power of HIS Might”

Psalms 105:4 NKJV

“Seek the LORD and HIS Strength; Seek HIS Face evermore”

Mark 12:30 NKJV

“And you shall love the LORD your GOD with all your heart, with all your soul, with all your mind, and with all your strength. This is the first commandment”

**“NEW JERSEY MINISTRY NETWORK WINTER DAY”
REGISTRATION**

EVENT: _____

Church: _____ Section: _____ OP#: _____

Address: _____ City/State/Zip: _____

Cmdr.: _____ Email: _____ Position: _____ Date: _____

<u>Ranger Kid's Name(s)</u>	<u>Adventure Ranger Name(s)</u>	<u>Number(s) Attending</u>
1.) _____	1.) _____	Ranger Kids - _____
2.) _____	2.) _____	Discovery - _____
3.) _____	3.) _____	Adventure - _____
4.) _____	4.) _____	Expedition - _____
5.) _____	5.) _____	Commanders - _____
6.) _____	6.) _____	Guest(s) - _____
7.) _____	7.) _____	<u>Numbers:</u> _____
8.) _____	8.) _____	Visitor(s) - _____
9.) _____	9.) _____	
10.) _____	10.) _____	Total Numbers: _____

<u>Discovery Ranger Name(s)</u>	<u>Expedition Ranger Name(s)</u>	
1.) _____	1.) _____	_____ X \$ 13.00 = _____
2.) _____	2.) _____	_____ X \$ 13.00 = _____
3.) _____	3.) _____	_____ X \$ 13.00 = _____
4.) _____	4.) _____	
5.) _____	5.) _____	
6.) _____	6.) _____	
7.) _____	7.) _____	
8.) _____	8.) _____	
9.) _____	9.) _____	
10.) _____	10.) _____	

Registration Total: \$ _____

Extra Patch(es)

_____ X \$ 4.00 = _____
2/\$7 X _____ = _____

Patch Total: \$ _____

<u>Commander Name(s)</u>	<u>Visitor (V)/Guest(G) Name(s)</u>	<u>Grand Total</u>
1.) _____	Designate by a "V" or "G" after Name(s) 1.) _____	\$ _____ + \$ _____ = \$ _____
2.) _____	2.) _____	Registration + Patch(es) = Total
3.) _____	3.) _____	
4.) _____	4.) _____	Monies Received
5.) _____	5.) _____	Cash: \$ _____
6.) _____	6.) _____	Check #: _____ Amount: \$ _____
7.) _____	7.) _____	Electronically: \$ _____
8.) _____	8.) _____	
9.) _____	9.) _____	Grand Total: \$ _____
10.) _____	10.) _____	

**Everyone Presence at Your Campsite Must be Listed for Insurance Purposes
Make Check(s) Payable to Either "NJMN" or Section**

Given Out:

Patches: _____
Questionnaire: _____

Required Signature

Pastor's Certification for Adult (18+) Church Worker(s): I am Personally Acquainted with the Adult Worker(s) and in My Opinion, They are Competent and a Qualified Youth Worker(s). I Know of No Fact(s) and/or Allegation(s) that Raise Any Question(s) Concerning their Suitability for Working with Minors in any Royal Rangers Event/Activity. Your Signature Indicates that Those Listed make a Steady Commitment to the Church and that the Commander(s) are Chartered Members, who have made a Steady Commitment to the Church and Outpost and that the Church has on File a "Background Check Screening Form" for all Listed. Adult Leader(s) and/or Visitor(s) are Considered Eighteen (18) Years or Older.

Pastor's Signature: _____ Date: _____ OP#: _____
Please Print Name: _____ Phone: _____

NEW JERSEY MINISTRY NETWORK WINTER DAY

NJ Network Winter Day “Bible Memory Verse Sheet”

		Circle One		
Year: 2025	Group:	DR / AR / ER	Outpost#:	<input type="text"/>

				Leader's Initial
Bible Verses:	Psalms 100:2	Yes	No	<input type="text"/>
	Psalms 95:2	Yes	No	<input type="text"/>
	Ephesians 6:10	Yes	No	<input type="text"/>
	Psalms 105:4	Yes	No	<input type="text"/>
	Mark 12:30	Yes	No	<input type="text"/>

Outpost Coordinator/
Senior Commander: _____

NJ Network Winter Day “Bible Memory Verse Sheet”

		Circle One		
Year: 2025	Group:	DR / AR / ER	Outpost#:	<input type="text"/>

				Leader's Initial
Bible Verses:	Psalms 100:2	Yes	No	<input type="text"/>
	Psalms 95:2	Yes	No	<input type="text"/>
	Ephesians 6:10	Yes	No	<input type="text"/>
	Psalms 105:4	Yes	No	<input type="text"/>
	Mark 12:30	Yes	No	<input type="text"/>

Outpost Coordinator/
Senior Commander: _____

NEW JERSEY MINISTRY NETWORK WINTER DAY
“QUESTIONNAIRE”

Hello and Thank You for Attending Today’s Event from your Event Coordinator(s).

This Questionnaire is for Getting the Feedback Needed to Improve Not Only this Event but also the Ranger Ministry Overall. All Suggestions and/or Ideas will be Welcome and Considered. As an Outpost, Section, and Network We Have to and Need to Work Together to **“KEEP”** Our Boys Interested in Rangers. We Need to Challenge and **“TEACH”** Them in All Phases of Their Lives. If You See an Area that Needs Improving, Write It Down and Supply a Possible Solution that May Improve this Event .

One Thing to Remember: Sometimes the Smallest Thing can Mean a Significant Difference in **“REACHING”** a Boy
So, Ask Your Boys what They Think?

The Ranger Program has Changed to Help Us Achieve Our Goals but Unless We Know of a Situation, Things will Never Change

Thank You for Your Time and Cooperation

Name: _____ OP#: _____ Church: _____

Position: _____ Email Address: _____

Did the Outpost have Fun? _____ Explain: _____

Was there Enough Time and Information Given Out to Describe Things? _____

Explain: _____

Was the Handling of Things in an Orderly Manner? _____

Explain: _____

Does Anything Need Improving? _____

Explain: _____

How was the Worship Team(s)? _____

Pageant: _____

Speaker(s): _____

How Would You Rate the Activities Overall? _____ Event Overall: _____

Activity: Most favorite: _____ Least favorite: _____

Please Use this Space and Back of Page for Your Comment(s), Suggestion(s), Concern(s), and Solution(s):

NEW JERSEY MINISTRY NETWORK WINTER DAY
"MODEL RELEASE FORM"



I, the undersigned as parent or legal guardian of the below named minor do hereby acknowledge my understanding that photos, videos, and/or footage may be taken during the Royal Ranger event which may include images of my child. I understand that these images may be used in future publications material, or other related purposes. Any personal information about my child will be limited to the outlines set in the Model Release & Authorization Policy.

I hereby give to the National Royal Rangers Ministries and its publisher, the Gospel Publishing House, the irrevocable right to use these images in any media form, including composite or distorted representations, for advertising, trade, or any other lawful purpose. I further waive any right to inspect or approve the finished product, including written copy, created with these images.

Name of Child/Youth (please print): _____

Home Address: _____

Name of Parent/Guardian: _____

Parents/Guardian Signature: _____

Royal Rangers Event: _____

Event Dates: _____

Event Location: _____

Please include this completed form with your registration materials for this event.

© 2007 Gospel Publishing House, 1445 Boonville Avenue
Springfield, Missouri 65802. All Rights Reserved.

NEW JERSEY MINISTRY NETWORK WINTER DAY

“TOWER OF CONFUSION”

Object: - Build the “Tallest Tower Using Plywood Pieces”

Activity: - Is a Timed Activity with a Ten (10) Minute Time Limit
 - Patrol is Four (4) Boys
 - Boys will Need to have “Steady Hands”
 - Patrol with the “Highest Tower” Wins
 - Use Time for a Tiebreaker

Patrons: - A Patrol will be Considered at the Age Group with the Most or Oldest Boys

Examples: One (1) Adventure Ranger and Three (3) Discovery Rangers is a Discovery Patrol
 Two (2) Adventure Rangers and Two (2) Expedition Rangers is an Expedition Patrol

Rules: - Time will Start When Boys are Ready
 - Boys will “Stack Pieces of Plywood” to “Form a Tower”
 - Boys can Use a Ladder to “Complete the Tower”
 - Time will End when “All Pieces of Plywood are Used or Time Runs Out”
 - Take “Tower Down” and “Stack Pieces for Next Patrol”
 - A Thirty (30) Second Penalty will be “Added for Not Cleaning Up the Area”
 - Time will be Used for a Tie-Breaker

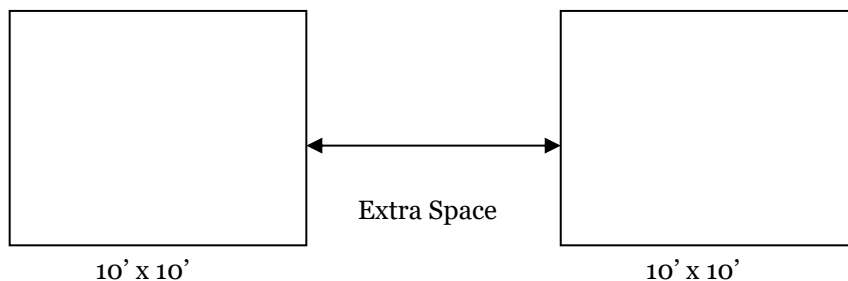
Staff: - Two (2) Commanders
 - Set-Up for Two (2) Stations if Possible
 - Set-Up Time from 8:15 AM to 9:00 AM } Adjust as Needed
 - Clean-Up Time from 3:00 PM to 3:30 PM }

Equipment: - One-Hundred & Forty-Four (144) - 4” x 6” Plywood Pieces } Per Patrol
 - One (1) Six (6’) or Eight (8’) Foot Ladder }

- One (1) Measuring Tape
 - One (1) Clipboard
 - One (1) Pencil/Pen
 - One (1) Watch/Stopwatch
 - One (1) Copy of Activity
 - One (1) Whistle
 - Three (3) Score Sheets } Per Commander (If possible)

Commanders: - These are Guidelines for Running this Activity:
 You can Change or Adjust as Needed Depending on the Situation(s) that Arise
 The Common Factor is that You - “Treated the Last Patrol - The Same as the First”
 Please Determine the “Type of Patrol” by the Examples Above and Prepare for a Tiebreaker
 Set-Up at Least One (1) or More Stations - So Boys can Move Quickly and Not be Standing Around
 Please Correct and Update this “Write-Up” as Needed and Return it with the Clipboard and Other Items

Set-Up: -Two (2) - Ten-Foot x Ten-Foot (10’ X 10’) Areas for “Building the Towers” and Moving the Ladder Around
 - Have Enough Space so Two (2) Patrols can “Build a Tower” at the Same Time



NEW JERSEY MINISTRY NETWORK WINTER DAY

“RADIOACTIVE ISOTOPE”

Object: - “Carry a #10 Can of Water and Isotope” over a Given Course “Without Spilling Any Water or the Isotope”

Activity: - Is a Timed Activity with a Ten (10) Minute Time Limit
 - Patrol can be Four (4) to Six (6) Boys
 - “Pick-Up the Can with Isotope” and “Carry it Through the Obstacle Course”
 - Patrol with the Best Time Win

Patrons: - A Patrol will be Considered at the Age Group with the Most or Oldest Boys

Examples: One (1) Adventure Ranger and Three (3) Discovery Rangers is a Discovery Patrol
 Two (2) Adventure Rangers and Two (2) Expedition Rangers is an Expedition Patrol

Rules: - Time will Start when Boys are Ready
 - Boys will “Thread the Ropes Through the Holes” in a #10 Can
 - “Fill the Can with Water” and “Add the “Isotope - Ping Pong Ball to the Can”
 - “Carry the Can Through a Given Course” - “Trying Not to Spill Any of the Water or the Isotope”
 - Time Will Stop when Boys have Finished the Course or Time Runs Out
 - If “Isotope - Ping-Pong Ball” is Dropped a Thirty (30) Second is Added as a Penalty
 - Set-Up for Next Patrol and Clean-up
 - A Thirty (30) Second Penalty will be Added for Not Cleaning Up the Area
 - Tie Breaker - Patrol with the “Most Water” Wins

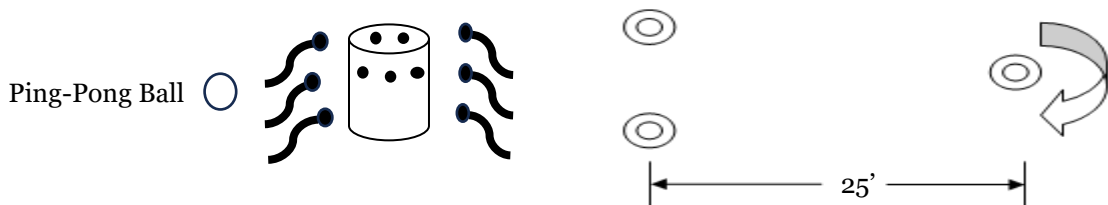
Staff: - Two (2) Commanders
 - Set-Up Two (2) Stations if Possible
 - Set-Up Time from 8:15 AM to 9:00 AM } Adjust as Needed
 - Clean-Up Time from 3:00 PM to 3:30 PM }

Equipment: - One (1) #10 Can with Six (6) - 3/8” Holes Drilled 1/2” Down from the Top } Per Set-Up
 - Six (6) - Five-Foot (5’) Pieces of 1/4” Rope with a Knot at One End }

- One (1) Clipboard
 - One (1) Pencil/Pen
 - One (1) Watch/Stopwatch
 - One (1) Copy of Event
 - One (1) Whistle
 - Three (3) Score Sheets } Per Commander (If Possible)

- One (1) Trash Bag
 - One (1) Five-Gallon Bucket

Set-Up: - Enough “Water” for the Activity
 - Objects for the Obstacles Course
 - Go Around Trees, Stepping Over Objects, Duck Under, and/or Through Items, Etc
 - Design of the Course will Depend on the Configuration of the Area to Hold the Activity



Commanders: - These are Guidelines for Running this Activity:
 You can Change or Adjust as Needed Depending on the Situation(s) that Arise
 The Common Factor is that You - “Treated the Last Patrol - The Same as the First”
 Please Determine the “Type of Patrol” by the Examples Above and Prepare for a Tiebreaker
 Set-Up at Least One (1) or More Stations - So Boys can Move Quickly and Not be Standing Around
 Please Correct and Update this “Write-Up” as Needed and Return it with the Clipboard and Other Items

NEW JERSEY MINISTRY NETWORK WINTER DAY
“FIRE CRAFT - STRING BURN”

NO FIRE MATERIALS SUPPLIED - OUTPOSTS MUST GATHER OR BRING THEIR OWN
ONLY THE EQUIPMENT FOR THE ACTIVITY LISTED BELOW WILL BE AVAILABLE

Object: - Build a Tepee and/or Structure Fire(s)
- “Burn Through” the Two (2) Higher Strings

Activity: - Is a Timed Activity with a Fifteen (15) Minute Time Limit
- Patrol is Four (4) Boys

Patrons: - A Patrol will be Considered at the Age Group with the Most or Oldest Boys

Examples: One (1) Adventure Ranger and Three (3) Discovery Rangers is a Discovery Patrol
Two (2) Adventure Rangers and Two (2) Expedition Rangers is an Expedition Patrol

Rules:

- Boys will “Build a Tepee or Structure Fire”
- Fire Should be “Build in Such a Fashion” to “Burn the Two (2) Upper Strings”
- Only “Natural Materials” Can be Used to Build the Fire - **“NO”** “Milled Lumber”
- **“No”** “Adding of Materials” - Once the Fire is Lit
- **“No”** “Accelerants” Can be Added
 - Accelerants are Defined as “Fire Stick(s), Fat Wood, etc - **“NO”** “Liquid Fuels”
- Time will Start after “Fire is Lit”
- Time will Stop When the “Top String is Burnt Through” or “Time Runs Out”
- Put Fire Out “According to the “A. I. C.” Handbook” - “Sprinkle, Stir, Sprinkle”
- Clean-Up and Remove All Materials to Designated Area
- A Thirty (30) Second Penalty will be Added for Not Cleaning Up Your Area
- Patrol with the “Best Time Wins”

Option: - Fire can be “Lit by Using “Cotton Ball and Metal Match”
- Can Try Twice
- Five (5) Second Penalty Add for Each Additional Try

Staff:

- Two (2) Commanders
- Set-Up at Least Two (2) Stations or More
- Set-Up Time from 8:15 AM to 9:00 AM
- Clean-Up Time from 3:00 PM to 3:30 PM

} Adjust as Needed

Equipment: - This List will Vary Depending on the Number of Stations Run
- Replace Stakes and String with “String Markers” if Ground is Frozen

- One (1) Large Roll of String/Twine	- Three (3) Trash Bags
- Three (3) String Markers	- Three (3) Rakes
- One (1) Hammer/Mallet	- Three (3) Shovels
- Three (3) - Five (5) Gallon Buckets for Water	- One (1) Large Box of Wooden Matches

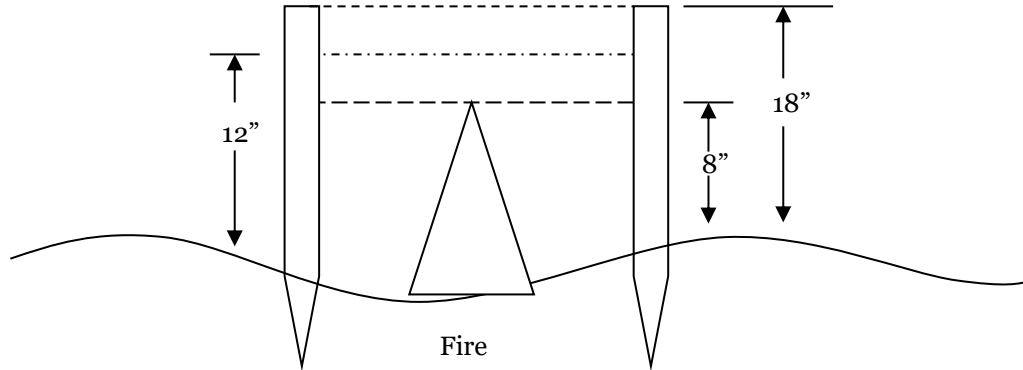
- Two (2) - Two-Foot (2’) Stakes - Per Set-Up

- **Additional Equipment:** One (1) Bags of Cotton Balls
Two (2) or Three (3) Metal Matches

- One (1) Clipboard	} Per Commander (If Possible)
- One (1) Pencil/Pen	
- One (1) Watch/Stopwatch	
- One (1) Copy of Activity	
- One (1) Whistle	
- Three (3) Score Sheets	

NEW JERSEY MINISTRY NETWORK WINTER DAY
“FIRE CRAFT - STRING BURN”

Set-Up:



- Strings will be Placed at Eight (8), Twelve (12), and Eighteen (18) Inches
- The Eight-Inch (8”) String is for the “Height of the Fire(s) Built”
- The Twelve-Inch (12”) String will be “Timed” Once it is Burnt Through
- “Time will Stop” after Buring Through the Eighteen-Inch (18”) String or Time Runs Out

Commanders: - These are Guidelines for Running this Activity:

You can Change or Adjust as Needed Depending on the Situation(s) that Arise

The Common Factor is that You - “Treated the Last Patrol - The Same as the First”

Please Determine the “Type of Patrol” by the Examples Above and Prepare for a Tiebreaker

Set-Up at Least One (1) or More Stations - So Boys can Move Quickly and Not be Standing Around

Please Correct and Update this “Write-Up” as Needed and Return it with the Clipboard and Other Items

NEW JERSEY MINISTRY NETWORK WINTER DAY

“FIRST AID - BROKEN ARM/STRETCHER CARRY”

Object: - Perform First Aid by “Bandaging a Broken Arm”
 - “Carry the Victim on a Blanket Stretcher Over a Set Course”

Activity: - Is a Timed Activity with a Fifteen (15) Minute Time Limit
 - Patrol is Four (4) Boys
 - Patrol with the Best Time Wins
 - “Make a Blanket Stretcher”
 - Perform “First-Aid for a Broken Arm” by “Splinting the Forearm”, “Slinging the Arm”, and “Carrying the Victim Through a Set Course”

Patrons: - A Patrol will be Considered at the Age Group with the Most or Oldest Boys

Examples: One (1) Adventure Ranger and three (3) Discovery Rangers is a Discovery Patrol
 Two (2) Adventure Rangers and two (2) Expedition Rangers is an Expedition Patrol

Rules: - Boys can “Only Use the Materials Provided”
 - Judging will “Involve Proficiency, Prudence, and the Care of the Injured Victim”
 - Time will Start when “Boys are Ready”
 - Time will End when “Course is Completed” or “Time Runs Out”
 - The Patrol with the “Best Time Wins”
 - “Correct Knots and Proper Execution” will be Used for a Tie Breaker

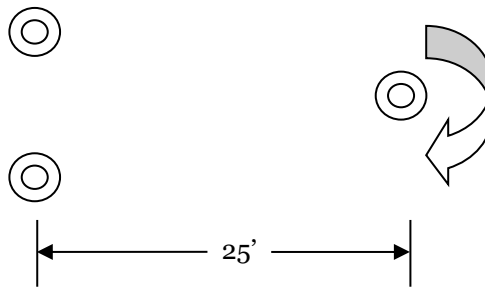
Staffing: - Two (2) Commanders
 - Set-Up Two (2) Stations if Needed
 - Set-Up Time from 8:15 AM to 9:00 AM } Adjust as needed
 - Clean-Up from 3:00 PM to 3:30 PM }

Equipment:

<ul style="list-style-type: none"> - Two (2) Splints - Six (6) Cloths for Wraps - Two (2) Slings - Two (2) Eight-Foot (8’) Poles - One (1) Blanket - One (1) Tarp - Three (3) Plastic Cones 	}	Per Set-Up
<ul style="list-style-type: none"> - One (1) Clipboard - One (1) Pencil/Pen - One (1) Watch/Stopwatch - One (1) Copy of Activity - One (1) Whistle - Three (3) Score Sheets 	}	Per Commander (If possible)

- One (1) Measuring Tape

Set-Up: - Place to Make Stretcher and Boy to Lay down
 - Layout Fifty-Foot (50’) Course



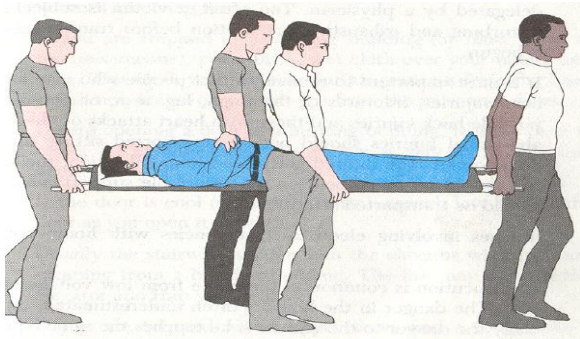
Commanders: - These are Guidelines for Running this Activity:
 You can Change or Adjust as Needed Depending on the Situation(s) that Arise
 The Common Factor is that You - “Treated the Last Patrol - The Same as the First”
 Please Determine the “Type of Patrol” by the Examples Above and Prepare for a Tiebreaker
 Set-Up at Least One (1) or More Stations - So Boys can Move Quickly and Not be Standing Around
 Please Correct and Update this “Write-Up” as Needed and Return with the Clipboard and Other Items

NEW JERSEY MINISTRY NETWORK WINTER DAY
“FIRST AID - BROKEN ARM/STRETCHER CARRY”

“Blanket Stretcher”

This Technique Requires Two (2) Poles and One (1) Blanket:

- 1.) Place the Blanket on the Ground
- 2.) Place One (1) Pole Approximately One-Foot (1') from the Middle of the Blanket
- 3.) Fold the Short End of the Blanket over the First (1st) Pole
- 4.) Place the Second (2nd) Pole Approximately Two-Feet (2') from the First (1st) Pole
- This Distance May Vary with Victim or Blanket Size
- 5.) Fold Both Halves of the Blanket over the Second (2nd) Pole



BLANKET STRETCHER



Splinting Technique

